

HSP

Recommended P.C.B Layout(Top Side)
(PCB BOARD TOLERANCE±0.05)

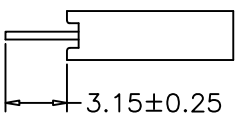
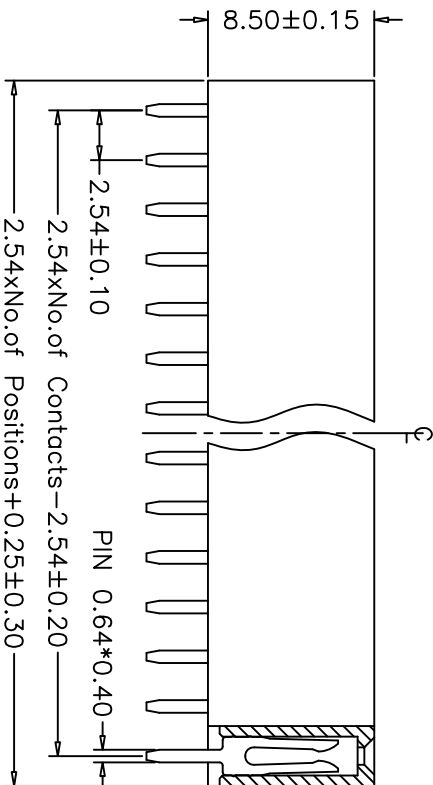
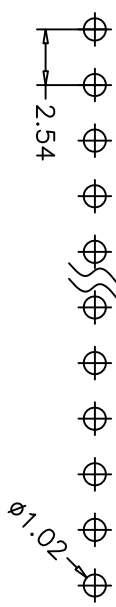
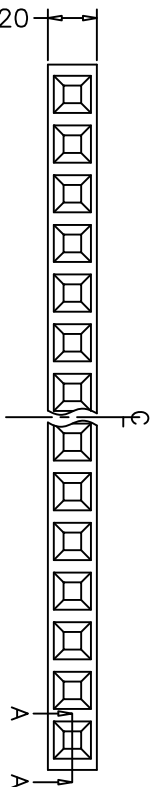
NOTES:
Current Rating:3.0AMP
Contact Resistance:20mΩ max
Withstand Voltage:500V AC/DC
Insulation Resistance:1000MΩ min
Operation Temperature:-40℃ to +105℃

Material:
Contact Material: Phosphor Bronze or Brass
Contact plating: Au or Sn Over Ni
Insulator Material: PA6T or PBT+30%GF(Ul94V-0)

Ordering Information

BT2185 1 ** * 1 A03

I=Single Row No.of Pins 04-80	Contact Plating	Insulation & Packing	Contact Shape
U=Gold Flash	A=PBT + Tray	I=Straight	
X=10u"Gold	B=PBT + Tube		
W=15u"Gold	J=PA6T + Tube		
Y=20u"Gold	I=PA6T + Tray		
Z=30u"Gold			
S=Tim Plated			



Section A-A

OPERATION		DRAW		SCALE	
X.X	±0.45	Ranyijun	09/01/18	-	
X.XX	±0.30	DESIGN		UNIT	mm
X.XXX	±0.20	CHECK	Shine	SIZE	A4
Angle	± 3'	APPROVE	Bill	SHEET	1/1
DIM	TOL			PROJ.	
MODIFICATION DESCRIPTION		CHANGE	APPROVE	PART NO.	
REV	DATE			BT21851****A1A03	
A0	09/01/18	NEW		FH2.54 SINGLE 180° H=8.50mm	

